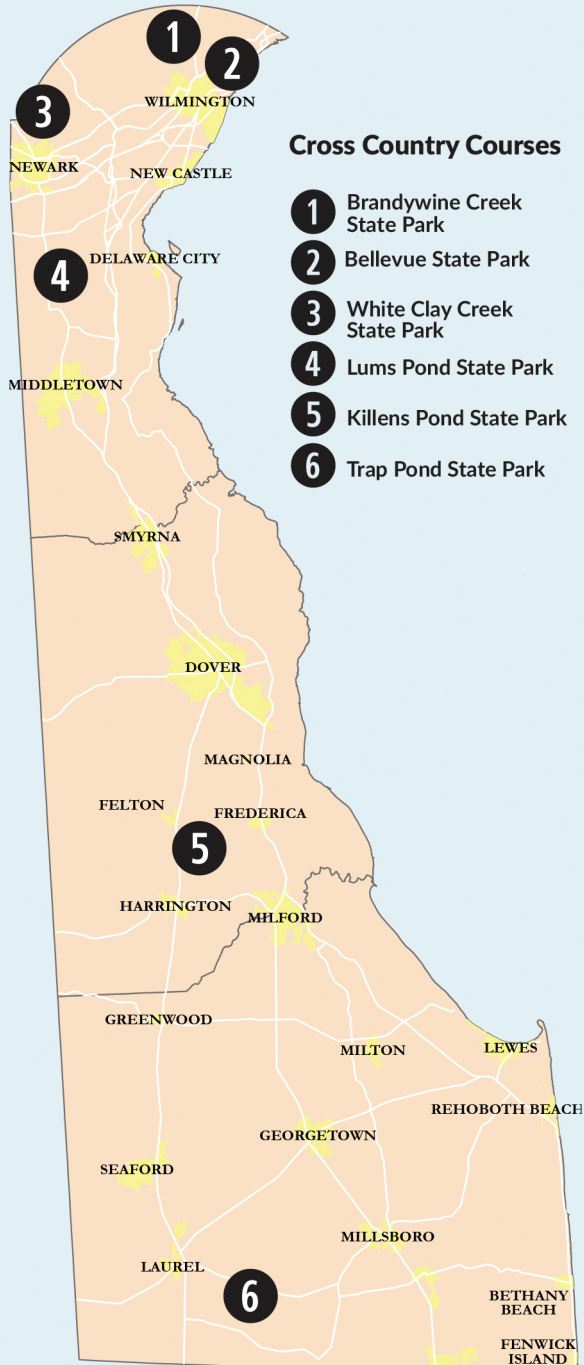


COURSE LOCATIONS



Cross Country Courses

- 1 Brandywine Creek State Park
- 2 Bellevue State Park
- 3 White Clay Creek State Park
- 4 Lums Pond State Park
- 5 Killens Pond State Park
- 6 Trap Pond State Park

DELAWARE STATE PARK OFFERS CROSS COUNTRY COURSES AT THE FOLLOWING STATE PARKS:

Bellevue

800 Carr Road
Wilmington, DE
19809
(302) 761-6963

Lums Pond

1068 Howell School Road
Bear, DE
19701
(302) 368-6989

Brandywine Creek

41 Adams Dam Road
Wilmington, DE
19807
(302) 577-3534

Trap Pond

33587 Baldcypress Lane
Laurel, DE
19956
(302) 875-5153

Killens Pond

5025 Killens Pond Road
Felton, DE
19943
(302) 284-4526

White Clay Creek

880 New London Road,
Newark, DE
19711
(302) 368-6900

VOLUNTEAM – VOLUNTEER:

Support the sport! Make a difference by volunteering to help maintain our cross country trails.

Pre-season – Competition Season – Big Meets
For more info, visit destateparks.com/Volunteers
or email DNREC_HelpYourPark@state.de.us



DELAWARE STATE PARKS
YOUR OUTDOOR ADVENTURE STARTS HERE

DNREC Division of Parks and Recreation
89 Kings Highway
Dover, DE 19901
302-739-9220

The Department of Natural Resources and Environmental Control is committed to affirmative action, equal opportunity and the diversity of its workforce.

BCSP-CrossCountry-BRO1023

CROSS COUNTRY

in DELAWARE STATE PARKS



DISCOUNTS AVAILABLE!

Obtain a Group Discount through our Corporate and Group Pass Program.

visit destateparks.com

or email Parks_OBS@delaware.gov



DID YOU KNOW?



Delaware State Parks cross country trails are considered the best and toughest in Delaware.



Annually, Delaware State Park hosts approximately **40** dual or tri-meets and **9** additional large or invitational meets, including the **state championship** with **54** schools attending.

THOUSANDS of spectators come to the parks each fall to cheer on the runners.

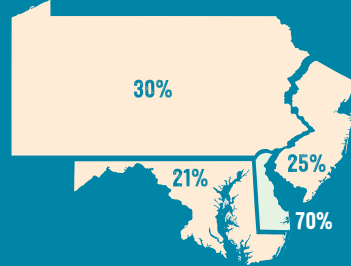


WHAT WE PROVIDE:

- 6** cross country courses covering almost **20** miles of Delaware State Parks' **150**-mile trail system
- 11** high school home courses and daily practice grounds
- P** Parking and facilities for athletes, staff, and spectators

WHY WE CHARGE FEES:

Self-Sufficient Operating Budget



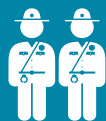
Delaware State Parks are **70% self-funded**. Camping and entrance fees make up the largest part of that funding.



It takes year-round maintenance to keep cross country courses ready for fall events.



Cross country practices and meets require staff overtime and additional maintenance during the fall season. We keep bathrooms clean, pick up trash, maintain trails, stripe fields for parking, extend office hours, and put on extra staff to ensure everyone's safety at the meets.



WHAT WE CHARGE:

Entrance Fees:

- \$** \$4 per Delaware-registered vehicle
- \$8 per out-of-state registered vehicle

School Fees:



For meets with four or more participating schools, **\$60** per school to cover rental and administrative fees.



There is no charge for runners, staff, or volunteers that come to the park in a marked school vehicle.



Dual and tri-meets are **free**.

HOW YOU CAN SAVE:

Purchase an Annual Pass*

\$35 for Delaware registered vehicles
\$70 for out-of-state vehicles

Discounts are available for non-resident taxpayers, senior citizens, military personnel, and state service center clients.

*Annual passes may be purchased online at destateparks.com, at any park office, or at select retailers.

Obtain a Group Discount through our Corporate and Group Pass Program

visit destateparks.com
or email Parks_OBS@delaware.gov

Carpool to reduce costs

